




Teacher's Guide on Sustainability and Recycled Art in Nature

Art Form	Drama, Art and Music
Teaching Points	<ul style="list-style-type: none">• How people's everyday choices can contribute to a sustainable environment.• Consider and reflect on the environment and other people residing in diverse natural environments and habitats.• The right of public access; rights and obligations.• Building and constructing with help of different materials, tools as well as techniques.
Aims	<ul style="list-style-type: none">• Promote student's understanding of the "Right of Public Access" (Allemansrätten).• Encourage students to take responsibility for nature and wildlife. To not disturb nor destroy natural habitats.
Duration	<i>4x(30-45minutes)</i>
Lead-In Questions	<ul style="list-style-type: none">• Why is it important to contribute to a sustainable environmental development?• How can we show respect for our shared environment and habitat?• What could happen if we leave litter in the woods?

The Teaching Procedure 1 (Activities)	<p>First lesson (30 minutes)</p> <p>Lead-in discussion (introduction) to awaken children’s interests and previous knowledge before giving them a good understanding on the concept being taught.</p> <p>Take part of and discuss a poster with the thirteen different points incorporated in The Right of Public Access’ code of conduct¹</p> <p>Watch film on The Right of Public Access²</p>
The Teaching Procedure 2 (Activities)	<p>Second lesson (45 minutes)</p> <p>Watch film about hazardous litter in natural environments and habitats.³</p> <p>We went to the woods where the class took part in a drama prepared by two teachers that were already equipped and in place:</p> <div data-bbox="411 922 603 1126">  </div> <p>Litter-Lisa and Maria are the main characters. “Litter-Lisa” throws litter everywhere and doesn’t seem to understand the importance of keeping a clean environment, and “Maria” with help from the class shows “Litter-Lisa” the importance of keeping a clean environment by cleaning up after “Litter-Lisa.”</p> <p>We also brought caps and other garbage from the woods, as well as tree forks found on the ground to create instruments</p>
The Teaching Procedure 3 (Activities)	<p>Third Lesson (30 minutes)</p> <div data-bbox="411 1317 596 1536">  </div> <p>Students make instruments using caps, tree forks and wire.</p> <p>Students polish, paint, measure, make holes and put together their instruments.</p>
The Teaching Procedure 4 (Activities)	<p>Fourth and final lesson (30 minutes)</p> <div data-bbox="411 1637 596 1888">  </div> <p>We sang and played with handmade instruments. We wrote our own environmental themed lyrics to an existing melody, and all children participated and contributed ideas.</p>

¹ http://www.hsr.se/sites/default/files/styles/hsr_content_media/public/allemansratten-affisch-%20nytt.jpg?itok=-E1W8Vql

² <http://urskola.se/Produkter/155112-Barr-och-Pinne-raddar-varlden-Allemansratten>

³ <http://urskola.se/Produkter/155110-Barr-och-Pinne-raddar-varlden-Farligt-skrap-i-naturen>

Teaching Aids (Materials)	<p>Computer with internet connection, and links to film connected to the television.</p> <p>Poster with pictures and captions relation to “The Right of Public Access.”</p> <p>Garbage, tree forks (as seen in photo), sandpaper, brushes, paint, caps, hammer, nails, wire, yardstick, nippers, paper and pencil.</p>
Expected Outcomes	<p>On completion of work, students should grasp the following concepts:</p> <p>Students should have greater knowledge and understanding regarding EVERYONE’S rights and responsibilities when in the wild.</p> <p>A willingness to show consideration for not only the environment and different natural habitats, but also other people.</p> <p>Students are capable of articulating/expressing themselves through drama, art and music.</p>
Resource for Teachers	<p>Drama teacher (in the woods as well as other lessons)</p> <p>Art teacher (in the woods as well as the production of handmade instruments in the second and third lesson).</p>

